



Supply & Equipment

www.gunitesupply.com

Since 1946. American Owned. American Built.

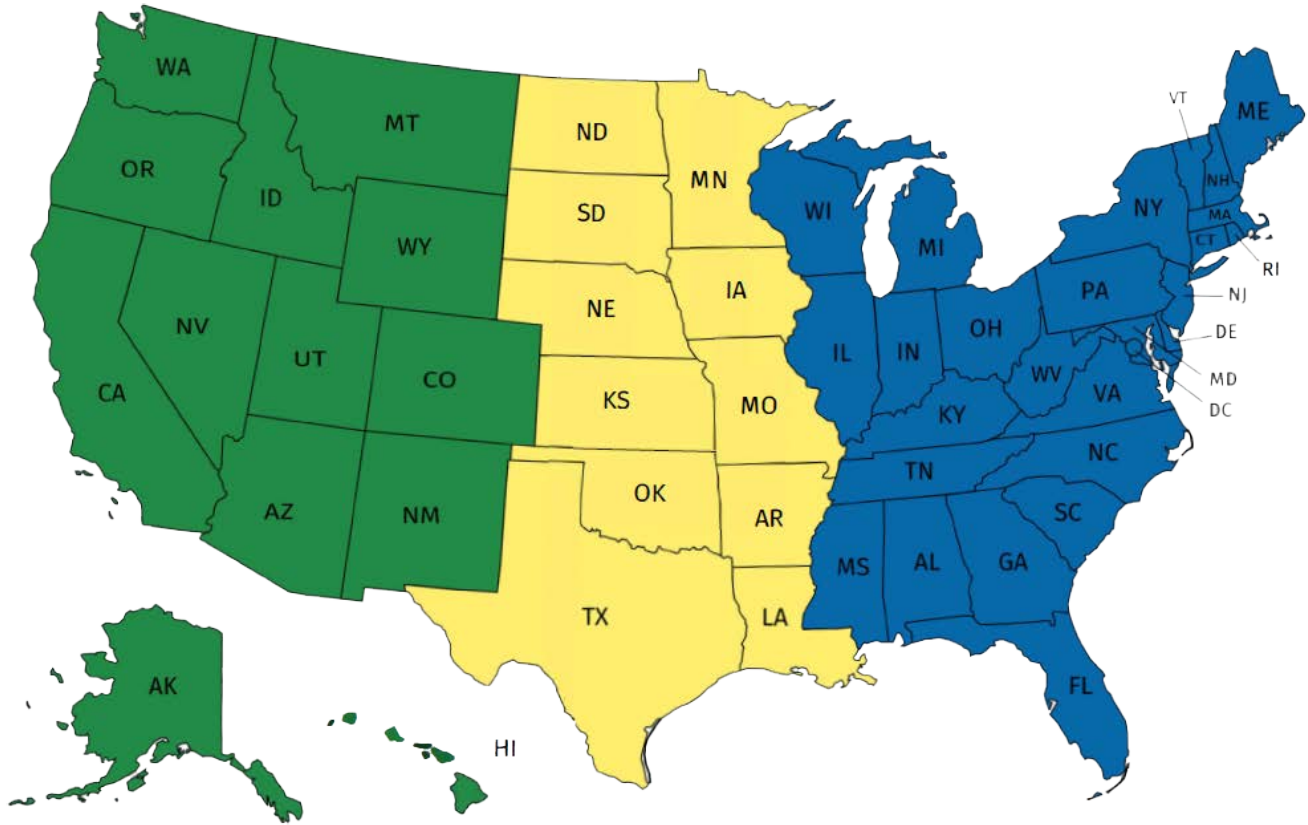
ONLINE ORDERING
www.gunitesupply.com



Equipment, Parts & Accessories Catalog



Regional Sales Representatives




We have multiple regional sales representatives so you can get assistance closer to home.

West Region
La Verne, CA
626.848.2376

Central Region
Houston, TX
281.387.0914

East Region
Cincinnati, OH
513.898.0173

Follow Us On Your Favorite Social Network



DRY-MIX

Gunite Machines	1
Gunite / Refractory Hose	3
Hose Couplings	4
Gunite Nozzles	5
Hamm Nozzles	6
Dual Hydro Nozzles	7
Nozzle Tips	8
Air / Water Hose Steel	12
Placing Line	13-14
Gunite Machine Parts	15-18
Reducers Accessories	19



Page 1-2

WET-MIX

Shotcrete Nozzles	9
Shotcrete Hose Plaster	10
Hose & Nozzles Air /	12
Water Hose	12



Page 19



Page 3



Page 14

Parts & Tools

Shotcrete Parts	13
Accessories	14
Finishing Tools	14
Grout Pump	
Handy Grout	19



Page 14



Page 5



Page 12



Page 9



Page 10



Page 13



C-10 Rotary Gunite Machine

Heavy-Duty Drive Train

Multi-vane 9 hp air motor with heavy-duty gear drive

Model

C-10SL

Hydraulic motor -- chain drive

C-10HHD

Continuous Feed Hopper

Allows continuous and smooth output even when gunning fiber or 3/4" rock.

Exhaust Suppression Baffle

Prevents dust from rising up in the receiving hopper.

"Positive-Lock" Tilt Hopper

Provides easy access to all daily cleaning and maintenance areas.

Six-Point Pad Holding System

Provides pin-point adjustment of the wear pad.

SPECIFICATIONS - 100 ft Hose & 15-Pocket Feed System

Hose Size (ID)	Production Rate	Air Compressor Size (100 psi)	Max. Aggregate
1 1/2 in (3.8cm)	1-6 yd ³ /hr (4.5 m ³ /hr)	365 cfm (10.5 m ³ /min)	3/8 in minus (9.5mm)
1 5/8 in (4.2cm)	7-8 yd ³ /hr (6.1 m ³ /hr)	450 cfm (12.7 m ³ /min)	3/8 in minus (9.5mm)
2 in (5.1cm)	9-15 yd ³ /hr (11.5 m ³ /hr)	600-900 cfm (17 m ³ /min)	3/4 in minus (19mm)

Max. Horizontal Distance	Maximum Vertical Distance
1000 ft 300 m	300 ft 91 m

Dimensions			
Length	Width	Height	Weight
37 in (94cm)	28 in (71cm)	41 in (104cm)	740 lb (335kg)

C-10HHD requires hydraulic power source: 12 gpm at 1800 psi





	C-10SL	C-10HHD
Machine Style	Rotary bowl-type	Rotary bowl-type
Output	1- 15 yd ³ /hr (11.5 m ³ /hr)	1- 15 yd ³ /hr (11.5 m ³ /hr)
Material Hopper	Continuous Feed	Continuous Feed
Motor	9 HP Air	Hydraulic
Air Compressor Required	365-900cfm	365-900cfm
Feed System	Low/Ultra High	Low/Ultra High
Hinged Hopper	Yes	Yes
Drive System	Gear	Chain
Outlet Size	1.5 to 2"	1.5 to 2"
Max Aggregate Size	3/4" minus (19mm)	3/4" minus (19mm)
Max. Vertical Distance	300 ft (91 m)	300 ft (91 m)
Max. Horizontal Distance	1000 ft (305 m)	1000 ft (305 m)
Dimensions (L x W x H)	37 x 28 x 41 in.	37 x 28 x 41 in.
Weight	740 lb (336 kg)	740 lb (336 kg)



GUNITE HOSE SPECIFICATIONS

Tube: 1/4 in Pure gum rubber

Reinforcement: Two braids of high-strength/synthetic filament treated for max. adhesion between tube / cover

Cover: Tan, non-marking, ozone and abrasion resistant

Working Pressures: 150 P.S.I. (10 kg/cm²) 3 to 1 Safety Factor

Lengths: 25 ft and 50 ft

RED STRIPE GUNITE HOSE 50 ft COUPLED

	ID	OD	Coupling / Swivel Nut
709318	1 1/4 in	2 5/32 in	Aluminum / Steel
709319	1 1/2 in	2 3/8 in	Aluminum / Steel
709320	1 5/8 in	2 9/16 in	Aluminum / Steel
709329	1 1/2 in	2 3/8 in	Steel / Steel
709324	2 in	2 15/16 in	Aluminum / Aluminum
709326	2 in	2 15/16 in	Aluminum / Steel
709328	2 in	2 15/16 in	Steel / Steel

BLUE STRIPE GUNITE HOSE 50 ft COUPLED

	ID	OD	Coupling / Swivel Nut
709323	2 in	2 15/16 in	Aluminum / Aluminum
709325	2 in	2 15/16 in	Aluminum / Steel
709327	2 in	2 15/16 in	Steel / Steel

RED STRIPE GUNITE HOSE UNCOUPLED

	ID	OD	lb / ft
7510006	1 1/4 in	2 5/32 in	1.2
7510001	1 1/2 in	2 3/8 in	1.4
7510002	1 5/8 in	2 9/16 in	1.5
7510004	2 in	2 15/16 in	2
7510005	2 1/2 in	3 7/16 in	2.3

BLUE STRIPE GUNITE HOSE UNCOUPLED

	ID	OD	lb / ft
7510008	2 in	2 15/16 in	1.9

REFRACTORY HOSE 50 ft COUPLED

	ID	OD	Coupling / Nut
701563	1 1/2 in	2 3/8 in	Steel / Steel
709331	1 1/2 in	2 3/8 in	Aluminum / Steel

UNCOUPLED

	ID
7510012*	1 1/2 in
7529014	2 in

GUNITE HOSE COUPLINGS

Couplings / Wing Nut

3 1/4" O.D. Male Sharp Thread	Alum / Steel	Alum / Steel	Steel / Steel	Alum / Steel
	1 1/4 in	1 1/2 in	1 1/2 in	1 5/8 in
1. Coupling Assembly (2-4)	680118	680119	709477	680120
2. Threaded Coupling Half	614093	614094	709287	614207
3. Flanged Coupling Half	614098	614099	709286	614231
4. Threaded Wing Nut	614097	614097	614097	614097
5. O-Ring	9531142	9531142	9531142	9531142
6. Metal Screws (12 Req.)	8113062	8113062	8113062	8113062




GUNITE HOSE COUPLINGS

3 7/8" O.D. Male Coarse ACME Thread Hose ID

200 Series: All Aluminum

2 in

1. Coupling Assembly (2-4)	709020
2. Threaded Coupling Half	709015
3. Threaded Wing Nut	709016
4. Flanged Coupling Half	709013
5. Elevator Bolt (8 req.)	8027003
6. Acorn Nut (8 req.)	617159



300 Series: All Steel

2 in

1. Coupling Assembly (2-4)	709019
2. Threaded Coupling Half	709075
3. Threaded Wing Nut	709076
4. Flanged Coupling Half	709099
5. Elevator Bolt (8 req.)	8027003
6. Acorn Nut (8 req.)	617159




400 Series: Aluminum / Steel

2 in

1. Coupling Assembly (2-4)	709202
2. Threaded Coupling Half	709015
3. Threaded Wing Nut	709076
4. Flanged Coupling Half	709013
5. Elevator Bolt (8 req.)	8027003
6. Acorn Nut (8 req.)	617159




All two-inch coupling assemblies are available for large O.D. hose.



RIDLEY

	1 3/4 in	2 in
1. Nozzle Assembly Complete (2-9)	709045	709009
2. Nozzle Tip, Short	709011	709011
3. Nozzle Liner	7602052	7602057
4. Water Ring	709017	709017
5. Nozzle Body w/ Plugs	709010	709010
6. Backup Washer	7602053	7602053
7. Nipple (1/2 in x 5 in)	9411055G	9411055G
8. Water Valve (1/2 in)	7203070	7203070
9. Thread Adaptor (1/2 in IPT x GHT) Threaded Coupling Half	7504146 709014	7504146 709015







RIDLEY BOOMER

	1 3/4 in	2 in
1. Nozzle Assembly Complete (2-9)	709074	709207
2. Nozzle Tip	709064	709064
3. Nozzle Liner	7602059	7602065
4. Water Ring	709017	709017
5. Nozzle Body w/ Plugs	709010	709010
6. Backup Washer	7602053	7602053
7. Nipple (1/2 in x 5 in)	9411055G	9411055G
8. Water Valve (1/2 in)	7203070	7203070
9. Thread Adaptor (1/2 in IPT x GHT) Threaded Coupling Half	7504146 709015	7504146 709015
2" Heavy Duty Nozzle Liner		7602113

* 1 5/8 in Nozzle Liner also available 7602058

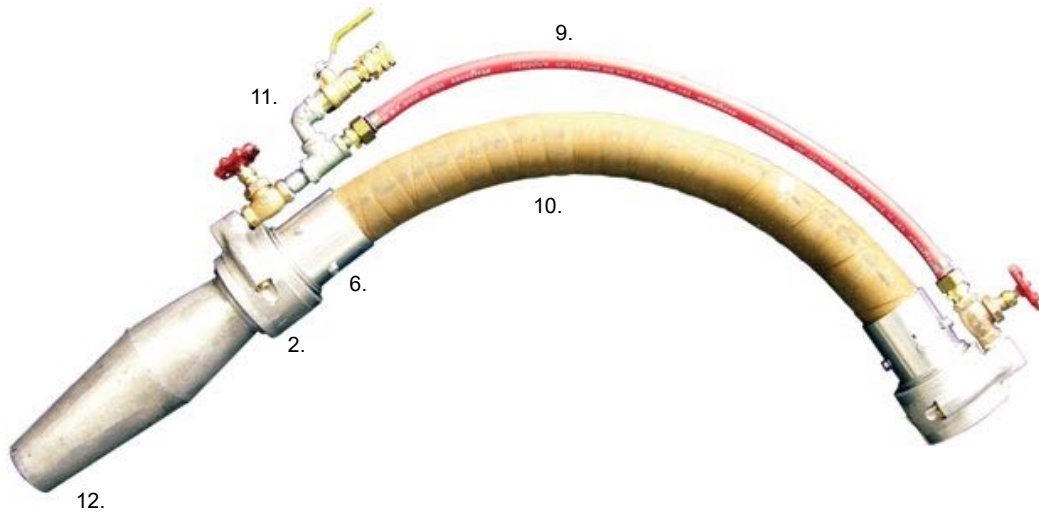
¿Hablas Español?

Para asistencia personalizada en español, por favor llámenos al 281-387-0914 para hablar con uno de nuestros representantes de ventas que habla español. Estamos aquí para ayudarte.



HAMM NOZZLES

	1 1/4 in	1 1/2 in	
1. Nozzle Assembly Complete (3-9)	709346	709347	
2. Nozzle Body Assembly (5-9)	709242	709243	
3. Nozzle Tip	709034	709035	
4. Nozzle Liner	7601063	7601064	
5. Water Ring Brass	709078	709079	
6. Nozzle Body w/ Plugs	709086	709084	
7. Backup Washer	7602070	7602071	
8. Water Control Valve (3/8") w/ 90° Elbow	7203143	7203143	
9. Brass Nut (tailpiece / 3/8" rubber washer)	7504030	7504030	
10. Threaded Coupling Half	7404137	7404138	
Optional Tips	1 1/4 in	1 1/2 in	1 5/8 in
Double Bubble Assembly Complete		709545	
11. Double Bubble Tip	7602063	7602064	7602064
	red	blue	blue
12. Double Bubble Adaptor (2-piece)	709263	709263	709263
13. Backup Washer	7602062	7602061	7602061
14. Spirolet Tip	7602109	7602110	7602111



DUAL HYDRO NOZZLE ASSEMBLY

Description	1 1/4 in	1 1/2 in	2 in
1. Nozzle Assembly Complete (2-12)	709624	709625	709595
2. Nozzle Body (2 ea.)	709086	709084	709010
3. Water Ring	709078	709079	709017
4. Adaptor Coupling Fitting	709261	709261	n/a
5. Backup Washer	7602061	7602061	n/a
6. Aluminum Hose Coupling (2 ea.)	614093	614094	709015
7. Backup Washer (3 ea.)	7602070	7602071	7602053
8. Hardware (Screws, Bolts, Nuts)	Various		
9. Water/Air Hose	7511007	7511007	7511007
10. Gunite Hose (3 ft)	7510006	7510001	7510008
11. Plumbing Assy	Various		
12. Nozzle Tip Assemblies			
Spirolet Tip	7602109	7602110	7602112
Double Bubble Nozzle Tip	7602063	7602064	
Double Bubble Adaptor (2-piece)	709263	709263	
Backup Washer	7602062	7602061	
Hamm Style Nozzle Tip	709034	709035	
Nozzle Liner	7601063	7601064	
Ridley Nozzle Tip, Short			709011
Ridley Nozzle Liner, Short			7602057
Boomer Nozzle Tip			709064
Boomer Nozzle Liner			7602065

Static conducting hose available on request.



Photo courtesy of Russ Ringler,
Top Gun Commercial Gunite of VA

DOUBLE BUBBLE TIPS

	ID (in)	color
7602074	1	yellow
7602063	1 1/4	red
7423029	1 1/2	black
7602064	1 1/2	blue




SPIROLET TIPS

	Spec #	Aperture (in)	ID (in)	
1.	1C	1 3/8	1 1/4 or 1 1/2	7602108
2.	2B	1 1/4	1 1/4	7602109
3.	3B	1 3/8	1 1/2	7602110
4.	6C	1 3/4	1 5/8 or 1 3/4	7602111
5.	10R	2	2 plus	7602112



SHOTCRETE NOZZLES (Two-Piece Assembly w/ Tip)

	Raised Heavy Duty	
	2 in	2 1/2 in
1. Nozzle Assy (2-10)	709512	709525
2. Air Ring Nipple	709510	709267
3. Nozzle Body w/ Nipple	709268	709274
4. O-Ring (2 each)	7901132	7901144
5. Nozzle Tip	7602085 (red)	7602086 (blue)
Polyurethane	709041 (black)	709042 (yellow)
Nozzle Tip	7602088 (long)	
Black Rubber	7602119 (short)	
6. Clamp (2 each)	7501079	7501080
7. Elbow	9423004G	9423004G
8. Valve	7203051	7203051
9. Air King Coupling	7504029	7504029
10. Large Thumb Screw	8097069	8097069



SHOTCRETE NOZZLES (Two-Piece Assembly w/ Tip)

	Grooved	Grooved	Grooved
	1 1/2 in	2 in	2 1/2 in
1. Nozzle Assy (2-10)	709303	709269	709275
2. Air Ring Nipple	709292	709266	709272
3. Nozzle Body w/ Nipple	709293	709268	709274
4. O-Ring (2 each)	9531075	7901132	7901144
5. Nozzle Tip	7602093 (black)	7602085 (red)	7602086 (blue)
Polyurethane		709041 (black)	709042 (yellow)
Nozzle Tip		7602088 (long)	
Black Rubber		7602119 (short)	
6. Clamp (2 ea)	7501131	7501079	7501080
7. Elbow	9423002G	9423004G	9423004G
8. Valve	7203148	7203051	7203051
9. Air King Coupling	7504155	7504029	7504029
10. Large Thumb Screw	8097069	8097069	8097069

NOZZLE TIPS
Interchangeable tips are available for specific spray patterns



Alternate part numbers: 9423004G = 8423004; 7203051 = 612121



Dual Port Nozzle Assembly
7404319




Photo courtesy of Russ Ringler, Top Gun Commercial Gunite of VA



CONCRETE / SHOTCRETE HOSE		Fabric-Reinforced		
GROOVED	ID	Length	Weight	PSI (working pressure)
701289	1 1/2 in	25 ft	38 lb	500
701290	1 1/2 in	50 ft	67 lb	500
701291	2 in	25 ft	48 lb	500
701294	2 in	50 ft	83 lb	500

Grooved ends should be limited to 500 PSI applications.

CLEANOUT

Size	"Go-Devil"
2 in	7404110
2 1/2 in	7404226
3 in	7404111



Size	Hard Sponge	Soft Sponge
2 in	7404227	7404228
2 1/2 in	7404229	7404230
3 in	7404231	7404232

CONCRETE / SHOTCRETE HOSE		Fabric-Reinforced		
RAISED HD	ID	Length	Weight	PSI (working pressure)
701292	2 in	25 ft	48 lb	800
701295	2 in	50 ft	83 lb	800
701298	2 1/2 in	25 ft	61 lb	700
701301	2 1/2 in	50 ft	107 lb	700
701310	3 in	25 ft	74 lb	500

CONCRETE / SHOTCRETE HOSE		Wire-Reinforced		
RAISED HD	ID	Length	Weight	PSI (working pressure)
701363	2 in	25 ft	92 lb	1,200
701366	2 in	50 ft	146 lb	1,200

BLOW OUT CAPS

	Size (in)	End Type
7404347	2	Heavy-Duty
7404274	3	Heavy-Duty



Grooved ends should be limited to 500 PSI WP applications.

AIR / WATER HOSE

	Size	Style	PSI
7511002	1/4 in	Red	200
7511007	1/2 in	Red	200
7511009	3/4 in	Red	250
7511026	3/4 in	Yellow	250
7511010	1 in	Red	200
7513023	1 in	Yellow	500

Specify length and fittings.



AIR MANIFOLD HOSE

	Size	Style	PSI
7511035	2 in	Yellow	600

AIR MANFLD HOSE CPLD: BOSS

	Size		
701535	2 in x 25 ft	Yellow	600
709666	2 in x 50 ft	Yellow	600

AIR VIBRATORS

	Size	Type
7208053	5/8 in	Ball Air Vibrator
7208050	5/8 in	Piston Air Vibrator

* Vibrator mounts available on request

Plaster Hose & Nozzles

PLASTER HOSE

M x M IPT	ID	Length	Weight	PSI
701948	1 1/2 in	50 ft		

Tan, non-marking



PLASTER NOZZLES

	Pipe	Swivel	Length
7907116	Polegun	1 in	24 in
7907121	Browning	1 1/4 in	24 in



Polegun



Browning



CAMLOCK COUPLING SETS

	Size	Coupling	PSI
707798	1 1/4 in	M x F	250
706105	1 1/2 in	M x F	700

CAMLOCK COUPLINGS: Individual ends

	Size	Coupling	PSI
7503068	1 1/4 in	M x F	250
7503061	1 1/4 in	F x F	250
9404007	1 1/2 in	Nipple	700
7503173	1 1/2 in	M x F	700
7503174	1 1/2 in	F x F	700

SNAP CLAMPS

	Hose ID (in)	End Type	Weight (lb)	Includes gasket	Gasket
7501063	1 1/2	Grooved	1.3		7501067
7501108	2	Heavy-Duty	4.75		7501123
7501054	2	Grooved	2.4		7501058
7501120	2 1/2	Heavy-Duty	5		7501128
7501109	3	Heavy-Duty	8.5		7501129
7501056	3	Grooved	3.5		7501060



WELD-ON ENDS

	Beveled	End Type
7404052	2	Heavy-Duty
7404054	2 1/2	Heavy-Duty
7404056	3	Heavy-Duty



HOUSE FITTINGS FOR RECOUPLING

	Size (in)	End Type
702441	2	Raised (CA) Heavy-Duty
702875	2	Grooved (field replacement)
702442	2 1/2	Raised (CA) Heavy-Duty
702432	3	Raised (CA) Heavy-Duty



SLICK-WILLIE 2

7401186	8 oz. Bag
7401243	5 gal Bucket

Concrete pump primer reduces friction in the system



ADAPTORS

	Size (in)	End Type
7404206	2	Grooved to Female
7404123	2	Grooved to Heavy-Duty
7404198	2	Grooved to Male
7404233	2	Heavy-Duty to Female
7404207	2	Heavy-Duty to Male
7404208	2 1/2	Grooved to Heavy-Duty
7404124	3	Grooved to Heavy-Duty

Alternate part number: 7404233 = 709507



Bio Slide

7401305	5 gal Bucket
---------	--------------

Help keep concrete from sticking to your equipment



CRETE-BUSTER

7401304	5 gal Bucket
---------	--------------

Eliminate dried-on hardened concrete from your pumps



Grooved ends are limited to a maximum of 500 PSI

FINISHING RODS

	Size	Handles	Style
709482	24 in	Two	Wood
709483	36 in	Two	Wood
709484	48 in	Three	Wood
709533	24 in	Two	Aluminum
709534	36 in	Two	Aluminum
709535	48 in	Three	Aluminum
709565	72 in	Two	Aluminum

FLEXIBLE ROD

709485	24 in	Two	Steel
--------	-------	-----	-------

FRESNOS

	Size	Blade	Corners
7401057	24 in	Straight	Square
7401058	30 in	Straight	Square
7401059	24 in	Curved	Square
7401060	30 in	Curved	Square
7401084	24 in	Straight	Round
7401085	30 in	Straight	Round
7401086	24 in	Curved	Round
7401087	30 in	Curved	Round
7401105	24 in	Curved	Square

FLOATS

	Size	Style
7401072	12 in	Mahogany
7401073	14 in	Mahogany
7401098	16 in	Mahogany
7401107	18 in	Mahogany

FRESNO HANDLES

	Size
7401104	4 1/2 ft, wood
7401061	6 ft, wood

TROWELS - STEEL

	Size	Style
7401062	5 in x 12 in	Straight Blade
7401093	1 1/2 in x 5 in	Margin
7401110	4 in x 12 in	Herrington
7401116	4 in x 12 in	CAL
7401198	3 1/2 in x 12 in	Pool

GUNITE BROOMS

7401067	16 in Broom Head
7401094	24 in Broom Head
7401089	Broom Handle
7401102	Handle Brace Kit

SHOVELS

	Description	Style
7401082	Rebound	Aluminum

Accessories

GROUND WIRE (PIANO WIRE)

7401117	.041	50 lb Bundle
7401065	.035	50 lb Bundle
7401303	.035	4 1/2 lb Box
7401265	.037	1 lb Box
7401309	.035	50 lb Spools



JIFFY-JACK
7401068 - Scaffold Support



J-HOOKS (HOOK BOLTS)

7402105	1/
7402102	1/4" x
7402107	1/
7402106	1/
7402103	3/

Other parts / sizes available on request. Toggle Bolts and Expansion Bolts are also available in many sizes.

FEED BOWLS: 15-Pocket

		Style	Production	Pockets
1.	705041	Steel	High	Square
2.	705444	Steel	High	Round
3.	705461	Flex-lite Orange	High	Round
4.	705404	Flex-lite Red	Medium	Round
5.	705450	Flex-lite Yellow	Low	Round

WEAR PLATES: 15-Pocket, Steel

		Size	Production	Pockets
6.	705453	1 in	High	Round
7.	705091	1 in	High	Square
8.	705554	2 in	Ultra-HP	Square
9.	705454	2 in	Ultra-HP	Round
10.	705681	3 in	Ultra-HP	Round
	705707	3 in riser kit		

WEAR PADS

		Lip	Production
11.	705202	w/ Lip	High
12.	705044	w/out Lip	High

GOOSENECK ASSEMBLIES

		Size	Style
13.	705735	1 1/2 in	Curved
14.	705237	2 in	Curved
15.	705597	2 in	Straight

available with 1 in plumbing or 1 1/4 in tubing

GOOSENECK LINERS


		Size	Style
17.	705097	2 in	Curved
18.	705423	1 1/2 in	Curved
19.	705560	2 in	Straight



20 wear pads per box

* More C-10 gunite machine parts available at

www.gunitesupply.com



OTHER REPLACEMENT PARTS

- | | | |
|-----|--------|-------------------------------|
| 1. | 705084 | Hopper Base |
| 2. | 705248 | Felt Seal |
| 3. | 705229 | Rock Shear |
| 4. | 705354 | Pocket Shield, Black Urethane |
| 5. | 705379 | Exhaust Chamber, Red Urethane |
| 6. | 705419 | Bowl Shim, Thin |
| 7. | 705245 | Bowl Shim, Thick |
| 8. | 705395 | Locator Pin |
| 9. | 705094 | Gooseneck Plate w/ Pins |
| 10. | 705093 | Gooseneck Elbow, 2 in |
| 11. | 705298 | Gooseneck Elbow, 1 1/2 in |
| 12. | 705558 | Straight Gooseneck |
| 13. | 705412 | Agitator Assembly |
| 14. | 705697 | Stub, Agitator 3" Plate |
| 15. | 705867 | Stub, Agitator 2" |

HOPPER ASSEMBLIES

- | | | |
|-----|--------|--------------------------------------|
| 16. | 705506 | Standard Short Hopper (see pgs. 3-4) |
| 17. | 705526 | Flat Hopper |
| 18. | 705531 | Bag Breaker |

* More C-10 gunite machine parts available at
www.gunitesupply.com



PARTS & ACCESSORIES: Lova / Sovo

Gunite Supply	REED	Description	Gunite Supply		REED	
			7460018	10802		
						Wear Plate, 15-pocket
705315	10005	Felt Seal				
705634	10013	Rock Shear	705382	10807		Wear Plate, 21-pocket
7460005	10046	Gooseneck, 2 in, Straight	7460021	10825		Bowl Shim, 3/16 in
			7460022	10826		Bowl Shim, 5/16 in
7460006	10065	Clamp, Pad Rubber	7460023	10827		Bowl Shim, 3/32 in
705455	10336	Wear Pad w/ Lip	705541	10958		Gooseneck Liner, 2 in Straight
705006	10338	Wear Pad				
705383	10339	Wear Pad w/ Lip	7460027	11012		Coupling Assembly, 1 1/2 in
7202051	10600	Air Motor, 8NR				
			7602113	12044		Nozzle Liner, 2 in
7202140	10604	Air Motor Vane, 8NR	7460037	12073		Backup Washer
7202076	10605	Air Motor Repair Kit, 8NR	7460038	12074		Backup Washer
7202141	10606	Air Motor Repair Kit, 16NR	705363	20072		Pad Clamp
900062	10702	Mainshaft Bearing, Top	705416	N/A		
			705418	N/A		
900061	10704	Mainshaft Bearing, Lower	705096	20089		Feed Bowl, 16-pocket
900063	10705	Mainshaft Housing Gasket	705241	20090		Wear Pad
7460010	10716	Bearing, Needle, 5/8 in				
7460011	10717	Washer, Thrust, Thick	7602057	40830		Nozzle Liner, 2 in
7460012	10718	Washer, Thrust, Thin	709010	40840		Nozzle Body w/ Plug
7460013	10723	Bearing, Needle, 3/4 in	709017	40850		Water Ring, 2 in
705330	10728	Spindle Stud				
7460015	10736	Lock Washer for Spindle				
705523	10793	Wear Plate, 12-pocket, Premium				
705239	10800	Wear Plate, 15-pocket, Premium	7460058	60013		
705327	10800-1	Feed Bowl, 15-pocket, (Flex-lite)	705314	60052		Felt Seal
705253	10801	Feed Bowl, 15-pocket, (Steel)				

* TM Lova / Sovo are trademarks of REED Manufacturing.



PARTS & ACCESSORIES: AG-15

Gunite Supply	ALLENTOWN	Description
705453	15-001	Wear Plate, 1 in, 15-pocket
705454	15-002	Wear Plate, 2 in, 15-pocket
705579	15-003	Felt Seal
705532	15-008	Hopper Screen
705202	15-009	Wear Pad
705412	15-014	Agitator Assembly
705363	15-023	Wear Pad Clamp
705229	15-029	Rock Breaker
705094	15-036	Gooseneck Plate
substitute only, use w/ 705097 Liner and 705093 Gooseneck		
709509	15-039	Gooseneck Liner, 2 in
705444	15-040	Feed Bowl, 15-pocket
7210061	70-102	Lubricator, 1 in Air-Line
7210062	70-103	Filter, 1 in Air-Line
705404	15-095	Feed Bowl, 15-pocket, Flex-lite



HAMM NOZZLE PARTS

Gunite Supply	ALLENTOWN	
709033	23-571	1 in Hamm Nozzle Tip
709034	23-573	1 1/4 in Hamm Nozzle Tip
709035	23-575	1 1/2 in Hamm Nozzle Tip
7601063	23-574	1 1/4 in Hamm Nozzle Liner
7601064	23-576	1 1/2 in Hamm Nozzle Liner
7602069	23-578	1 5/8 in Hamm Nozzle Liner
7602103	23-572	1 in Hamm Nozzle Liner
7602062	23-554	1 1/4 in Back Up Washer
7602061	23-557	1 1/2 in Back-up Washer
7602104	23-551	1 in Backup Washer
709250	23-617	Pipe Adaptor Male
709304	23-618	Pipe Adaptor Female
709263	23-590	Double Bubble Tip Adaptor
709078	23-553	1 1/4 in Brass Water Ring
709079	23-556	1 1/2 in Brass Water Ring



LINE REDUCERS

ID (in)	Length (in)	Weight (lb)	HEAVY-DUTY
2 x 1 1/2	12	10	7404018
2 1/2 x 2	12	10	7404022
2 1/2 x 2	28	22	7404026
3 x 2	28	23	7404030
3 x 2 1/2	12	12	7404034
3 x 2 1/2	36	35	7404183
4 x 3	28	39	7404038
5 x 4	30	41	7404042

HEAVY-DUTY

STEEL PLACING LINE

ID (in)	Length (ft)	Gauge	GROOVED
2	10	11	7404063
2 1/2	10	11	7404065
3	10	11	7404067
4	10	9	7404071

GROOVED

STEEL PLACING LINE

ID (in)	Length (ft)	Gauge	HEAVY-DUTY
2	10	11	7404064
2 1/2	10	11	7404066
3	10	11	7404068
4	10	11	7404070
4	10	9	7404072
5	10	11	7404074

HEAVY-DUTY

LINE REDUCERS

ID (in)	Length (in)	Weight (lb)	GROOVED
2 x 1 1/2	12	10	7404016
2 1/2 x 2	12	10	7404020
2 1/2 x 2	28	22	7404024
3 x 2	28	23	7404028
3 x 2 1/2	12	12	7404032
3 x 2 1/2	36	35	7404182
4 x 3	28	39	7404036

GROOVED



Grooved ends are limited to a maximum of 500 PSI

REDUCING ELBOWS

ID (in)	Weight (lb)	HEAVY-DUTY
4 x 3	17	7404212
5 x 3	20	7404213
5 x 4	22	7404214
6 x 4	27	7404216
6 x 5	31	7404217

HEAVY-DUTY



Handy-Grout HG-9

Hopper, Hand Operated



- Lightweight
- Polyurethane Hopper
- Durable Design
- Hose Assembly Included (645185)
- Self-priming Manifold

The Handy-Grout HG-9 is a hand-operated, portable grout pump for smaller grouting jobs, such as door frames, encasements, waterproofing, void fill and other grouting applications.

Durable

The HG-9 grout pump's cast assembly ensures a durable design free from excessive welding and the polyurethane hopper ensures lightweight and easy cleaning.

Efficient

An in-line pressure gauge allows the operator to monitor the efficiency in relation to the thickness of the slurry used for the application.

Part #	706809
Max Output	15 cu ft/hr (424 L)
Line Pressure	0 to 100 psi
Material Hopper	5 gallon (19 L)
Outlet Size	1 in.
Max Vertical	20 ft (6 m)
Max Horizontal	50 ft (15 m)
Power Source	Manual
Dimensions	25 x 27 x 33 in.
Weight	53 lb (24 kg)
Shipping Weight	68 lbs (31 kg)

Note: Performance is relative to material hose size, placement distance, available cfm air and mix characteristics. Specifications subject to change.

Visit Our Online Store

ONLINE ORDERING
www.gunitesupply.com



On The Job Site



In The Office



At Home

Wherever you are, whenever you realize you need
gunite or shotcrete parts & accessories,
you can order them at our online e-commerce site.

24 hours a day. 7 days a week.

www.gunitesupply.com

888-321-5526 www.gunitesupply.com



Supply & Equipment

www.gunitesupply.com

GS-CAT-2025



West Region

1419 Palomares Ave.
La Verne, CA 91750
Phone: 626.848.2376
Toll Free: 888.321.5526

Central Region

9202 Meadow Vista Blvd.
Houston, TX 77064
Phone: 281.387.0914
Toll Free: 888.321.5526

East Region

4141 Airport Road
Cincinnati, OH 45226
Phone: 513.898.0173
Toll Free: 888.321.5526



MADE IN USA

Proud Sponsor of

american
shotcrete
association

